

Supported by:



Federal Ministry
for Economic Affairs
and Energy

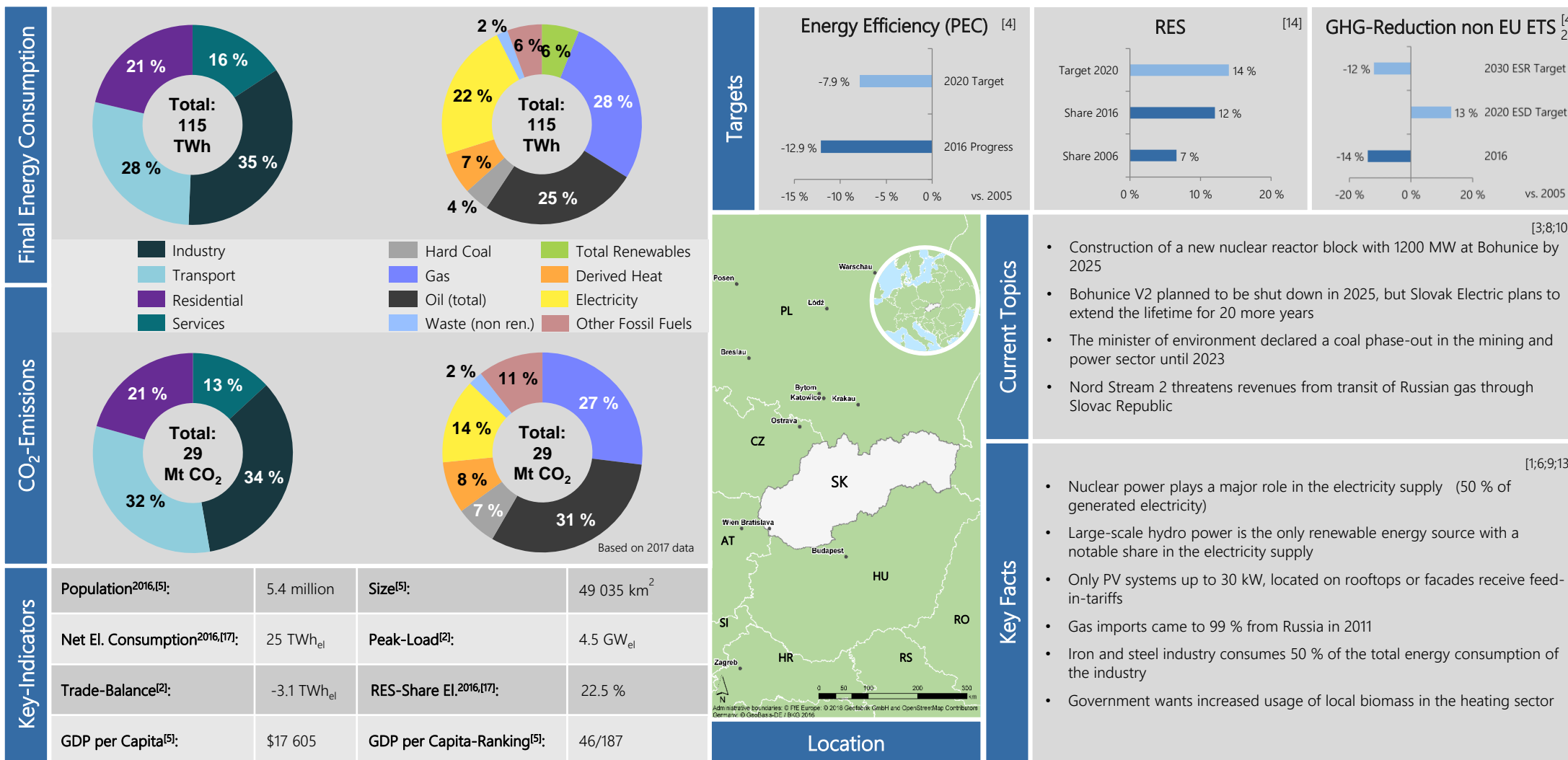
on the basis of a decision
by the German Bundestag



Energy Country Profile Slovak Republic

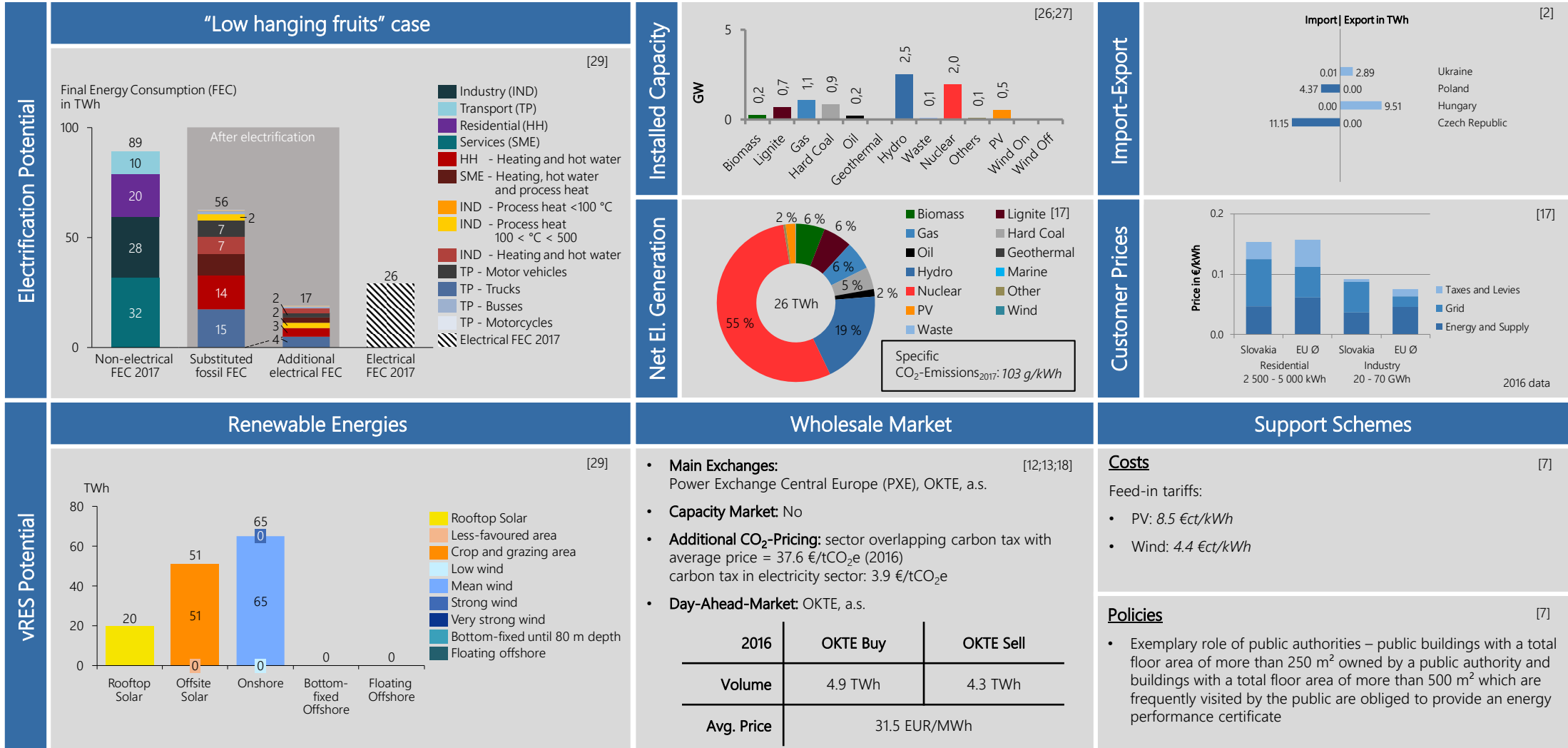


Slovak Republic at a Glance



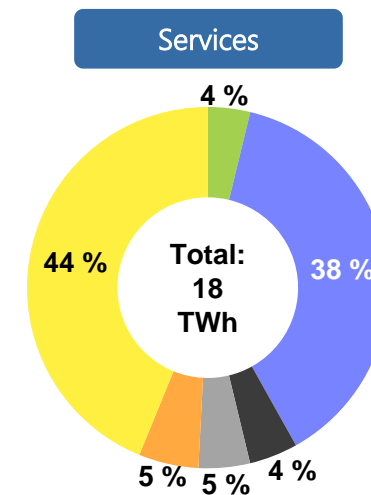
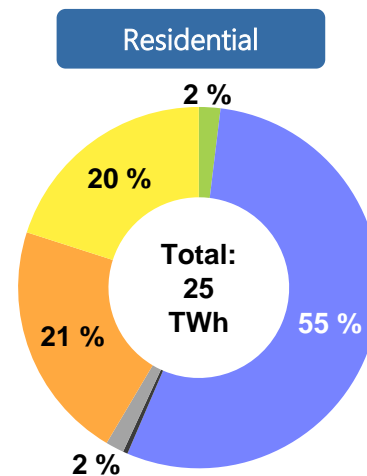
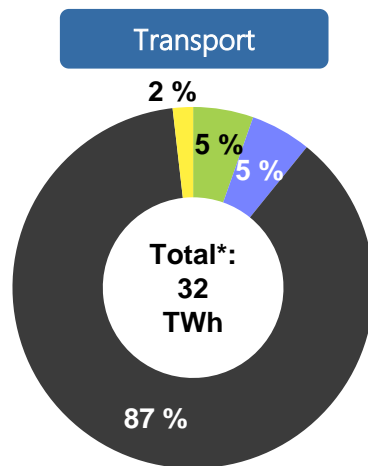
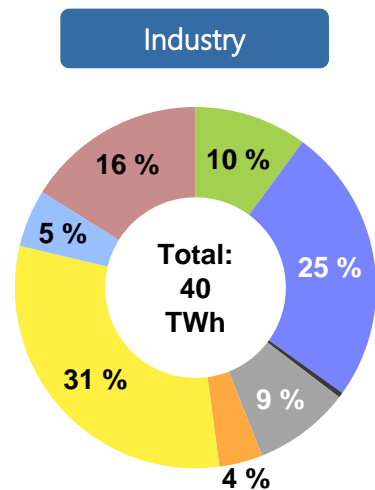
All evaluations based on the year 2017 if not mentioned otherwise.

Slovak Republic's Electricity Sector

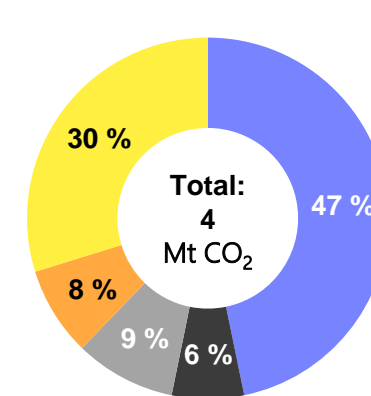
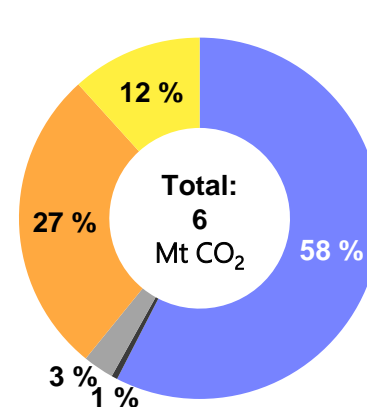
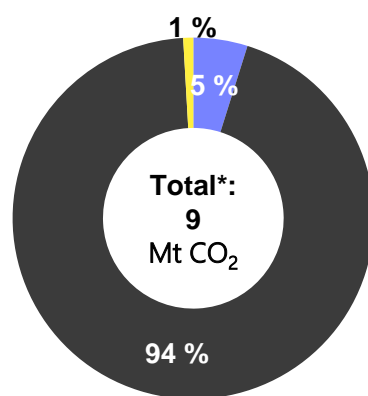
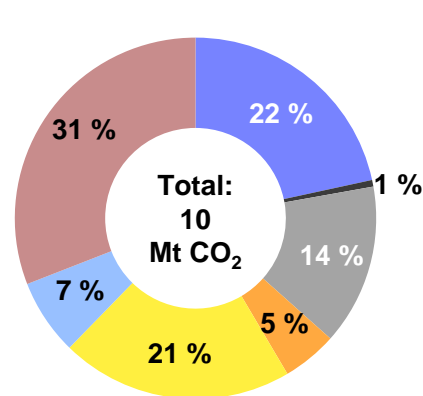


Slovak Republic's Energy Consumption & Emissions by Sectors and Energy Carriers - 2017

Final Energy Consumption



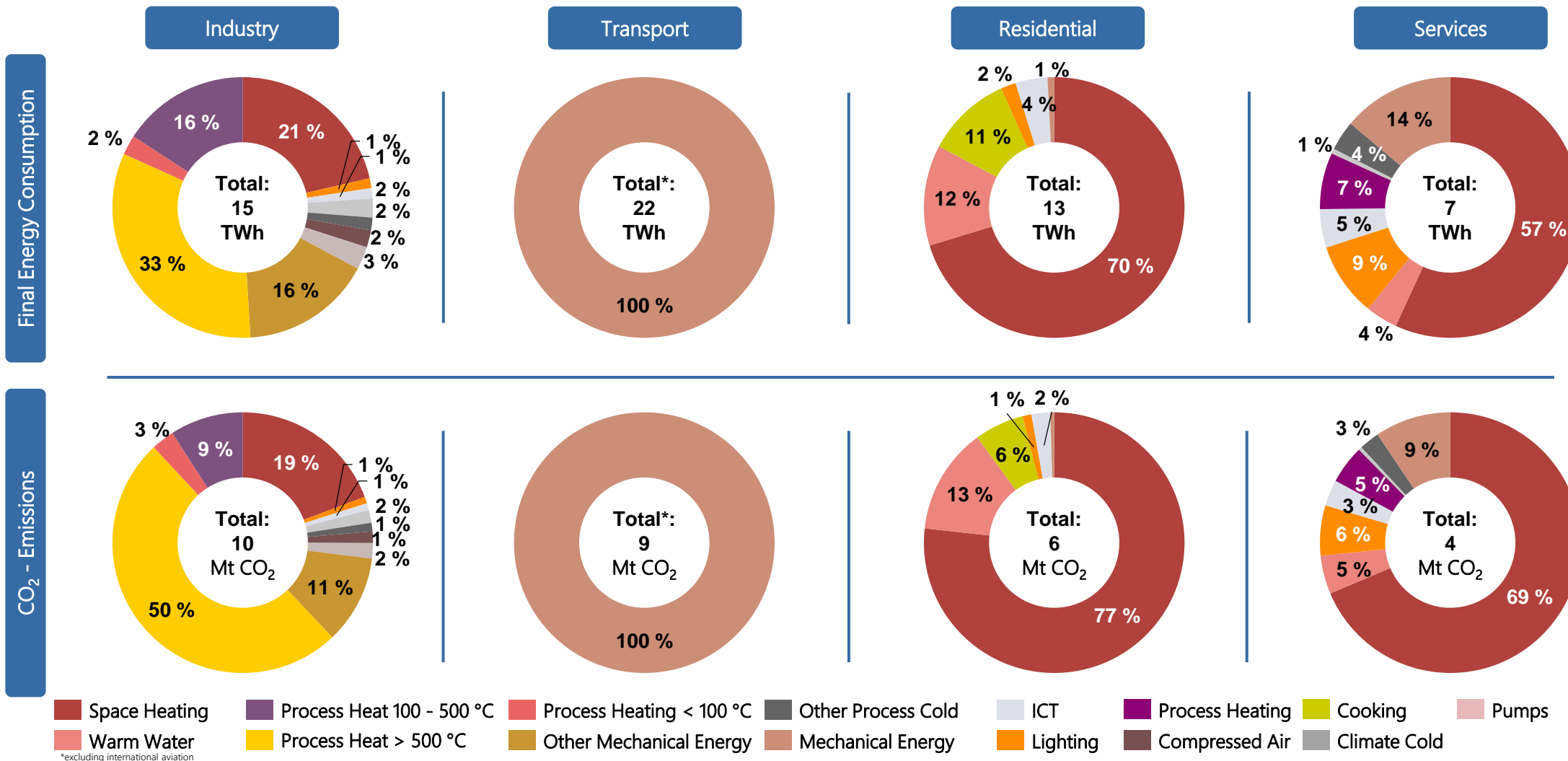
CO₂ - Emissions



Hard Coal
 Oil (total)
 Gas
 Total Renewables
 Waste (non. ren.)
 Derived Heat
 Electricity
 Other Fossil Fuels

*excluding international aviation

Slovak Republic's Energy Consumption & Emissions by Application & Sector - 2017



Slovak Republic: Sources

| Institutions | | |
|----------------------------|--|---|
| Ministry of Economy | | http://www.economy.gov.sk/en/ministry |
| TSO | Slovak electricity transmission system, Plc. | http://sepsas.sk/en_index.asp |
| Regulator | Regulatory Office for Network Industries | http://www.urso.gov.sk/?language=en |
| Power Exchange | Power Exchange Central Europe (PXE) | https://www.pxe.cz/ |
| Short-term Market Operator | OKTE, a.s. | https://www.okte.sk/en |
| Energy Agency | Slovak Innovation and Energy Agency | http://en.siea.sk/ |

| Sources | Main Studies |
|--|--|
| <p>[1] IEA (International Energy Agency) 2017, Energy Policies of IEA countries, Slovak Republic Review 2012, https://www.iea.org/countries/membercountries/slovakrepublic/</p> <p>[2] ETNSO-E Transparency Platform, https://transparency.entsoe.eu/</p> <p>[3] Euractiv, https://www.euractiv.com/section/energy/news/slovakia-discusses-coal-phase-out-in-2023-sefcovic-eyes-geothermal-energy</p> <p>[4] European Environment Agency https://www.eea.europa.eu/publications/trends-and-projections-in-europe-2018-climate-and-energy</p> <p>[5] World Development Indicators, The World Bank, https://data.worldbank.org/</p> <p>[6] Wind Energy THE FACTS, https://www.wind-energy-the-facts.org/slovakia.html</p> <p>[7] Res Legal, http://www.res-legal.eu/search-by-country/slovakia/</p> <p>[8] World Nuclear Association, http://www.world-nuclear.org/information-library/country-profiles/countries-o-s/slovakia.aspx</p> <p>[9] National Flag, https://de.wikipedia.org/wiki/Portal:Slowakei#/media/File:Flag_of_Slovakia.svg</p> <p>[10] European Commission – Nord Stream 2, https://ec.europa.eu/epsc/sites/epsc/files/epsc_-_nord_stream_-_divide_et_impera_again.pdf</p> <p>[11] E3G, https://www.e3g.org/docs/Climate_energy_snapshot_Slovakia.pdf</p> <p>[12] OKTE a. s. Annual Report 2016, https://www.okte.sk/media/70852/vs-2016-web.pdf</p> <p>[13] OKTE a. s. Annual STM Report 2016, https://www.okte.sk/en/short-term-market/published-information/annual-stm-report/#year=2016&year=2017&tab=1</p> <p>[14] Eurostat, http://ec.europa.eu/eurostat/statistics-explained/images/b/b7/Table_2-Share_of_energy_from_renewable_sources_in_gross_final_consumption_of_energy_2004-2016.png</p> <p>[17] Eurostat Database, http://ec.europa.eu/eurostat/de/data/database</p> <p>[18] OECD, Environmental Tax Profile, https://www.oecd.org/tax/tax-policy/environmental-tax-profile-slovak-republic.pdf</p> <p>[19] European Commission - Eurostat, 2017, Energy statistics - supply, transformation and consumption: Complete energy balances - annual data - nrg_110a: http://appsso.eurostat.ec.europa.eu/nui/show.do?dataset=nrg_110a&lang=en</p> <p>[20] European Commission - Eurostat, 2017, Energy consumption in households: http://ec.europa.eu/eurostat/statistics-explained/index.php/Energy_consumption_in_households</p> <p>[21] AG Energiebilanzen e.V., 2018, Energiebilanz der Bundesrepublik Deutschland 2016</p> <p>[22] TEP Energy GmbH (TEP), University Utrecht ARMINES, 2017, Deliverable 3.1: Profile of heating and cooling demand in 2015: http://www.heatroadmap.eu/output.php Karlsruhe: Fraunhofer Institute for Systems and Innovation Research (ISI)</p> <p>[23] Fraunhofer Institute for Systems and Innovation Research (ISI), Fraunhofer Institute for Solar Energy Systems (ISE), Institute for Resource Efficiency and Energy Strategies GmbH (IREES), Observ'ERTU Wien - Energy Economics Group (EEG), TEP Energy GmbH (TEP), European Commission (EC), 2016, Mapping and analyses of the current and future (2020 - 2030) heating/cooling fuel deployment (fossil/renewables) - Work package 1: Final energy consumption for the year 2012</p> <p>[24] Institute for Global Environmental Strategies, 2006. IPCC Guidelines for National Greenhouse Gas Inventories - Energy - Stationary Combustion</p> <p>[25] Fleiter, Tobias et al.: Mapping and analyses of the current and future (2020 - 2030) heating/cooling fuel deployment (fossil/renewables) - Work package 2: Data Annex 2 Industrial processes for publication</p> <p>[26] S&P Global, https://www.spglobal.com/platts/en/products-services/electric-power/world-electric-power-plants-database</p> <p>[27] International Renewable Energy Agency, https://www.irena.org/statistics</p> <p>[28] European Union, https://eur-lex.europa.eu/legal-content/DE/TXT/PDF/?uri=CELEX:32018R0842</p> <p>[29] Own Calculation, www.ffe.de/xos/laendersteckbriefe/methodik</p> | <ul style="list-style-type: none"> • Energy Policies of the Slovak Republic - 2012 Review (International Energy Agency), https://www.iea.org/countries/membercountries/slovakrepublic/ |
| | Abbreviations |
| RES | Renewable Energy Source |
| EFR | Effort Sharing Regulation |
| PEC | Primary Energy Consumption |
| GHG | Greenhouse Gases |
| ESD | Effort Sharing Decision |
| EU ETS | European Union Emissions Trading System |
| EL | Electricity |
| EU | European Union |
| TSO | Transmission System Operator |