

Supported by:



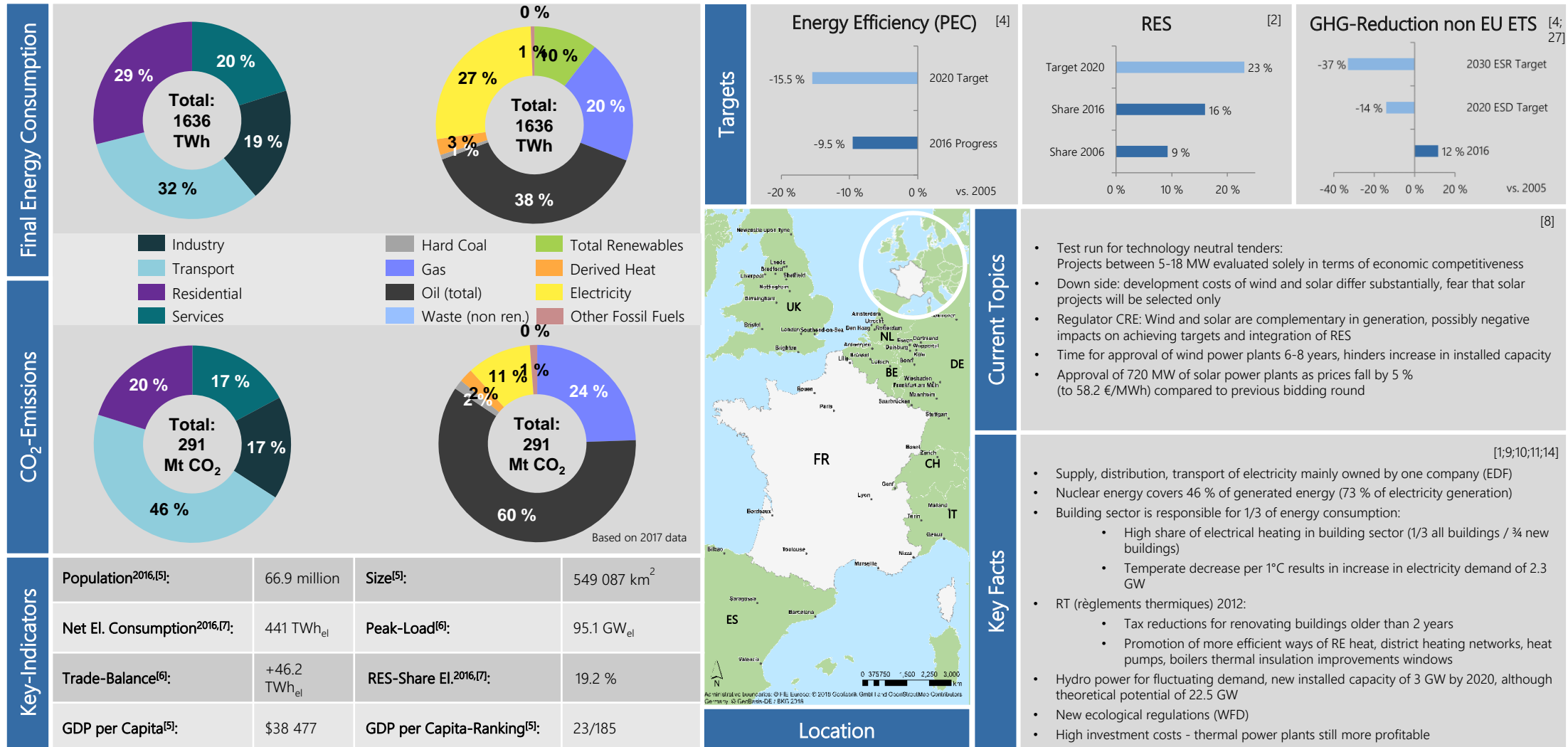
Federal Ministry
for Economic Affairs
and Energy

on the basis of a decision
by the German Bundestag



Energy Country Profile France

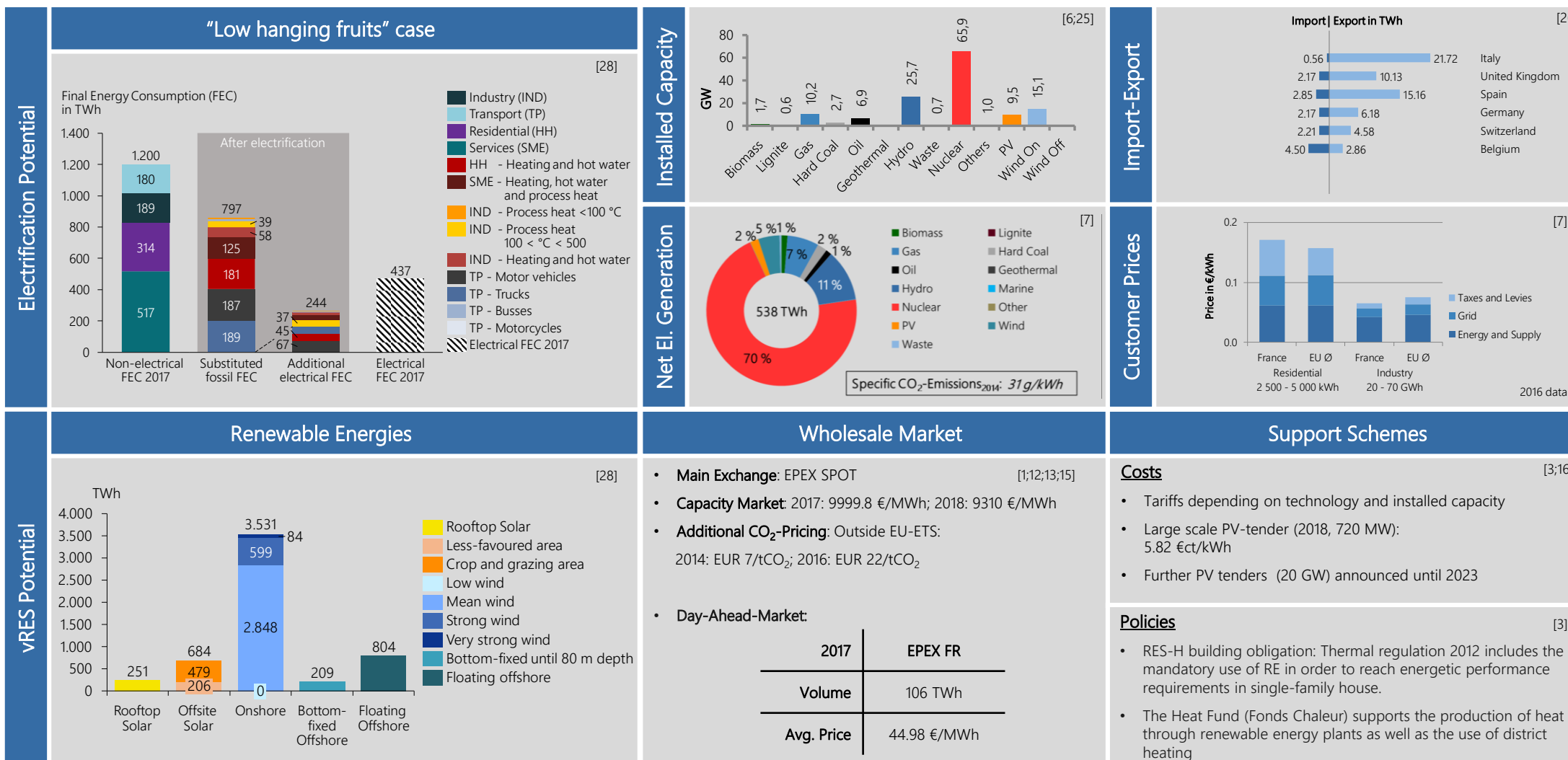
France at a Glance



Location

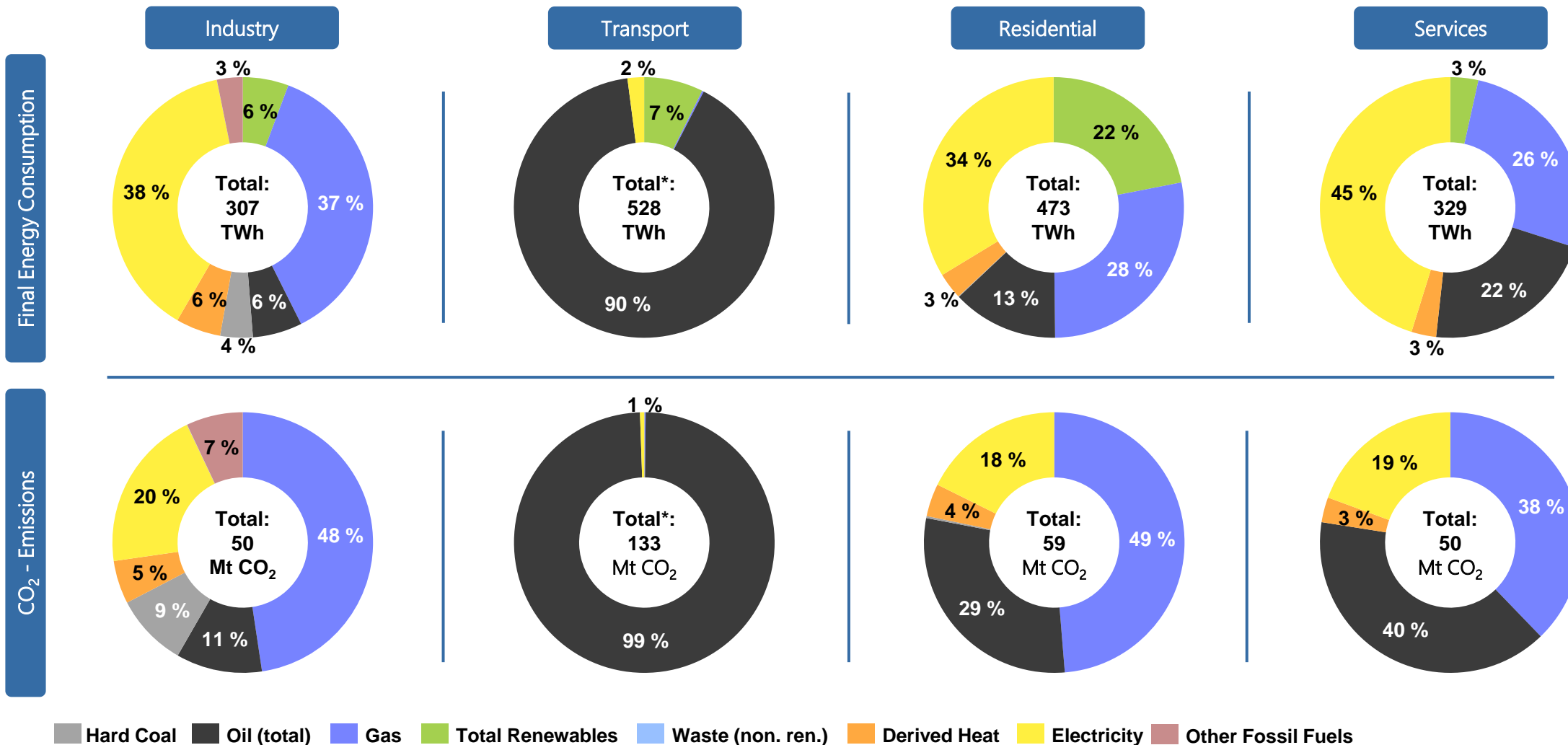
All evaluations based on the year 2017 if not mentioned otherwise.

France's Electricity Sector



All evaluations based on the year 2017 if not mentioned otherwise.

France's Energy Consumption & Emissions by Sectors and Energy Carriers - 2017

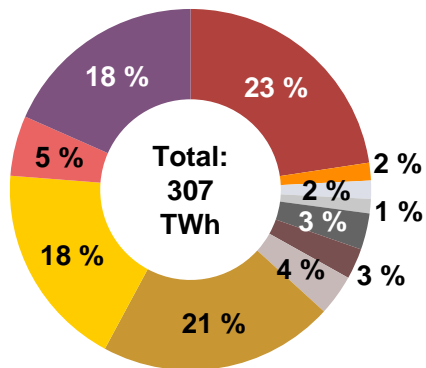


*excluding international aviation

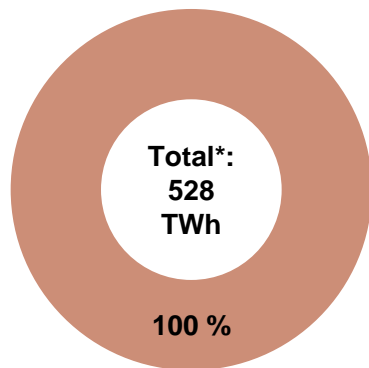
France's Energy Consumption & Emissions by Application & Sector - 2017

Final Energy Consumption

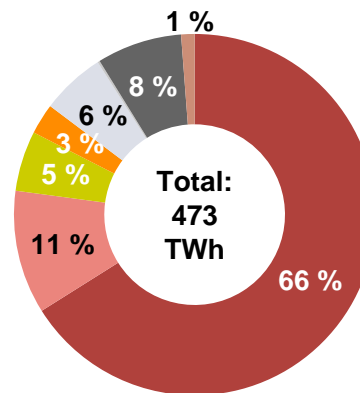
Industry



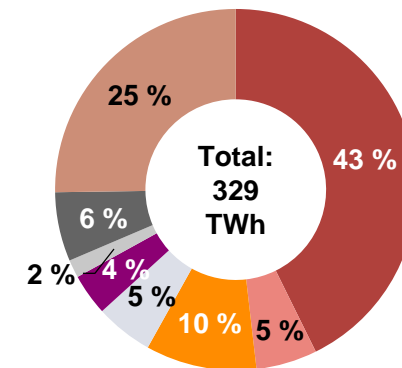
Transport



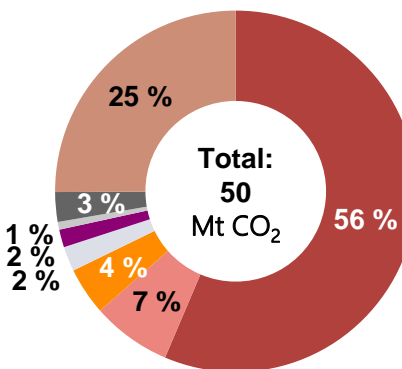
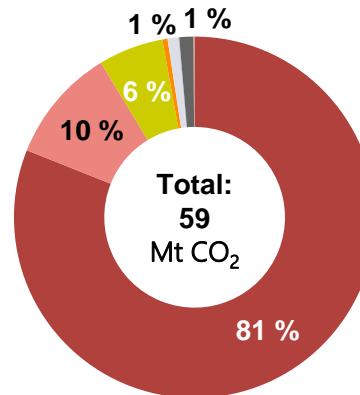
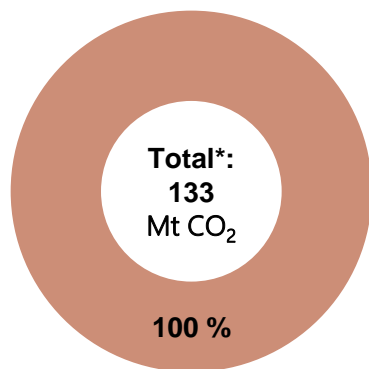
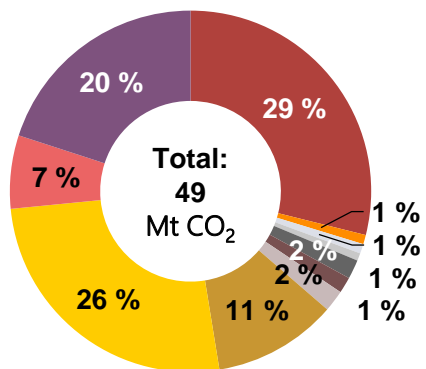
Residential



Services



CO₂ - Emissions



- Space Heating
- Process Heat 100 - 500 °C
- Process Heating < 100 °C
- Other Process Cold
- ICT
- Process Heating
- Cooking
- Pumps
- Warm Water
- Process Heat > 500 °C
- Other Mechanical Energy
- Mechanical Energy
- Lighting
- Compressed Air
- Climate Cold

*excluding international aviation

France: Sources

Institutions

Ministry for the Ecological and Inclusive Transition		https://www.ecologique-solidaire.gouv.fr/
TSO	Réseau de Transport d'Électricité (RTE)	https://www.rte-france.com/en/
Regulator	Commission de Régulation de l'Énergie	http://www.cre.fr/en

Sources

[1] IEA (International Energy Agency) 2017, Energy Policies of IEA countries, France Review 2016, http://www.iea.org/publications/freepublications/publication/Energy_Policies_of_IEA_Countries_France_2016_Review.pdf

[2] Eurostat, http://ec.europa.eu/eurostat/statistics-explained/images/b/b7/Table_2-Share_of_energy_from_renewable_sources_in_gross_final_consumption_of_energy_2004-2016.png

[3] Res legal, <http://www.res-legal.eu/search-by-country/france/summary/c/france/s/res-e/sum/132/lpid/131/>

[4] European Environment Agency <https://www.eea.europa.eu/publications/trends-and-projections-in-europe-2018-climate-and-energy>

[5] World Development Indicators, The World Bank, <http://databank.worldbank.org/data/indicator/NY.GDP.PCAP.CD/1ff4a498/Popular-Indicators>

[6] International Renewable Energy Agency, <https://www.irena.org/statistics>

[7] Eurostat Database, <http://ec.europa.eu/eurostat/de/data/database>

[8] Wind Power Monthly, <https://www.windpowermonthly.com/article/1452730/france-pits-wind-against-solar-new-tender>

[9] Reuters, <https://www.reuters.com/article/us-france-windpower-reform/france-sets-out-ten-point-plan-to-double-wind-power-capacity-by-2023-idUSKBN1F71JA>

[10] World Energy, <https://www.worldenergy.org/data/resources/country/france/hydropower/>

[11] Nera, http://www.nera.com/content/dam/nera/publications/2015/PUB_France_Hydro_Future_A4_1115.pdf

[12] E&C Consultants, <https://www.eecc.eu/blog/the-french-electricity-capacity-market>

[13] Epex Spot, <https://www.epexspot.com/en/market-data/dayaheadauction/chart/auction-chart/2018-01-01/FR>

[14] Selectra, <https://selectra.info/energie/guides/comprendre/electricite>

[15] Commission de Régulation de l'Énergie, <https://www.cre.fr/Documents/Publications/Rapports-thematiques/Rapport-de-surveillance-des-marches-de-gros-de-l-electricite-et-du-gaz-2017>

[16] PV-TECH, <https://www.pv-tech.org/news/france-approves-720mw-of-solar-as-price-falls-another-5>

[17] National Flag, <http://www.nationalflaggen.de/flaggen-europa.html>

[18] European Commission - Eurostat, 2017, Energy statistics - supply, transformation and consumption: Complete energy balances - annual data - nrg_110a: http://appsso.eurostat.ec.europa.eu/nui/show.do?dataset=nrg_110a&lang=en

[19] European Commission - Eurostat, 2017, Energy consumption in households: http://ec.europa.eu/eurostat/statistics-explained/index.php/Energy_consumption_in_households

[20] AG Energiebilanzen e.V., 2018, Energiebilanz der Bundesrepublik Deutschland 2016

[21] TEP Energy GmbH (TEP), University Utrecht ARMINES, 2017, Deliverable 3.1: Profile of heating and cooling demand in 2015: <http://www.heatroadmap.eu/output.php> Karlsruhe: Fraunhofer Institute for Systems and Innovation Research (ISI)

[22] Fraunhofer Institute for Systems and Innovation Research (ISI), Fraunhofer Institute for Solar Energy Systems (ISE), Institute for Resource Efficiency and Energy Strategies GmbH (IREES), Observ'ERTU Wien - Energy Economics Group (EEG), TEP Energy GmbH (TEP), European Commission (EC), 2016, Mapping and analyses of the current and future (2020 - 2030) heating/cooling fuel deployment (fossil/renewables) - Work package 1: Final energy consumption for the year 2012

[23] Institute for Global Environmental Strategies, 2006. IPCC Guidelines for National Greenhouse Gas Inventories - Energy - Stationary Combustion

[24] Fleiter, Tobias et al.: Mapping and analyses of the current and future (2020 - 2030) heating/cooling fuel deployment (fossil/renewables) - Work package 2: Data Annex 2 Industrial processes for publication

[25] S&P Global, <https://www.spglobal.com/platts/en/products-services/electric-power/world-electric-power-plants-database>

[26] ENTSO-E Transparency Platform, <https://transparency.entsoe.eu/>

[27] European Union, <https://eur-lex.europa.eu/legal-content/DE/TXT/PDF/?uri=CELEX:32018R0842>

[28] Own Calculation, www.ffe.de/xos/laendersteckbriefe/methodik

Main Studies

- **France 2016 Review** (International Energy Agency), http://www.iea.org/publications/freepublications/publication/Energy_Policies_of_IEA_Countries_France_2016_Review.pdf
- **National Low-Carbon Strategy** (Ministry for Ecology, Sustainable Development and Energy) https://www.ecologique-solidaire.gouv.fr/sites/default/files/SNBC_France_low_carbon_strategy_2015.pdf

Abbreviations

RES	Renewable Energy Source
EFR	Effort Sharing Regulation
PEC	Primary Energy Consumption
GHG	Greenhouse Gases
ESD	Effort Sharing Decision
EU ETS	European Union Emissions Trading System
EL	Electricity
EU	European Union
TSO	Transmission System Operator