

Supported by:



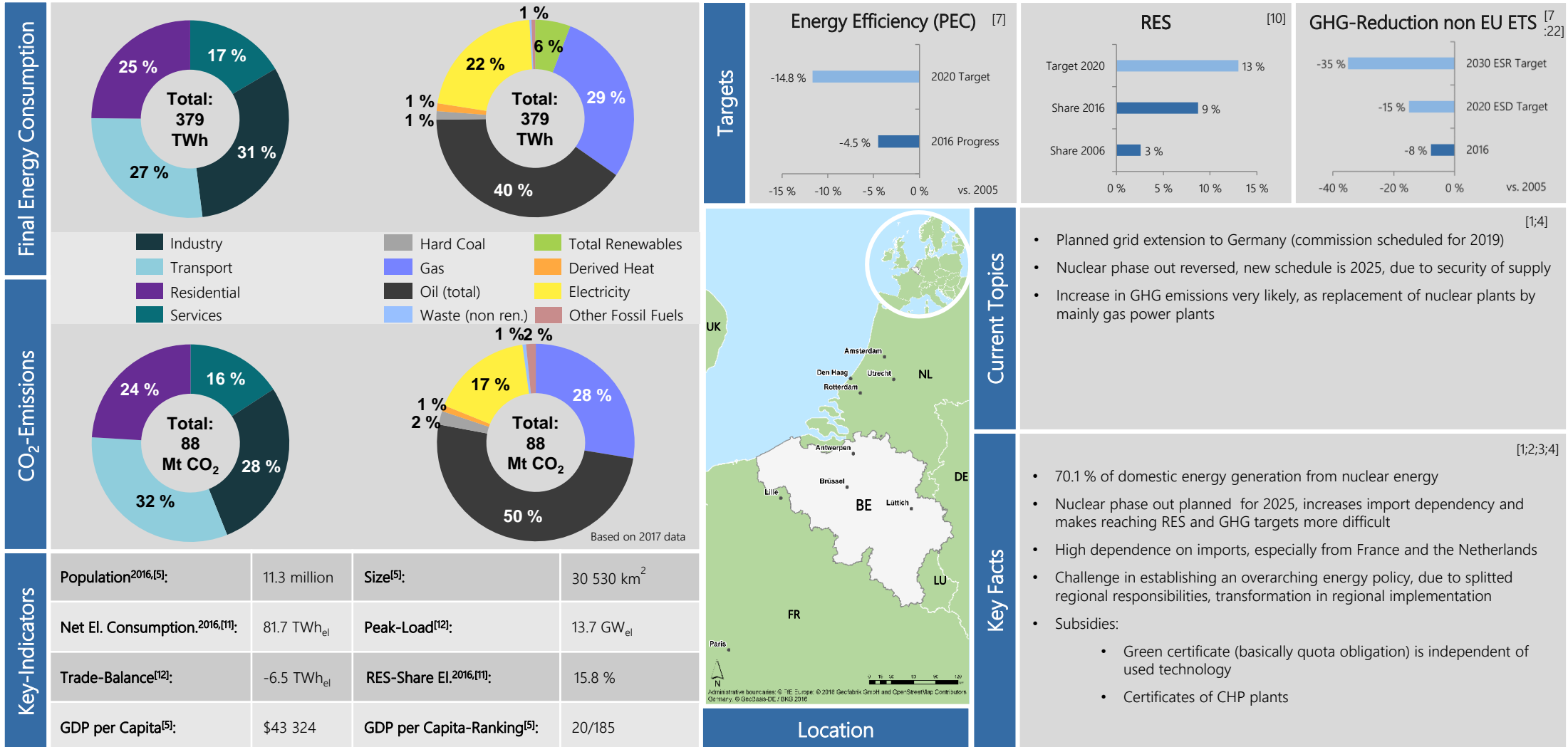
Federal Ministry
for Economic Affairs
and Energy

on the basis of a decision
by the German Bundestag



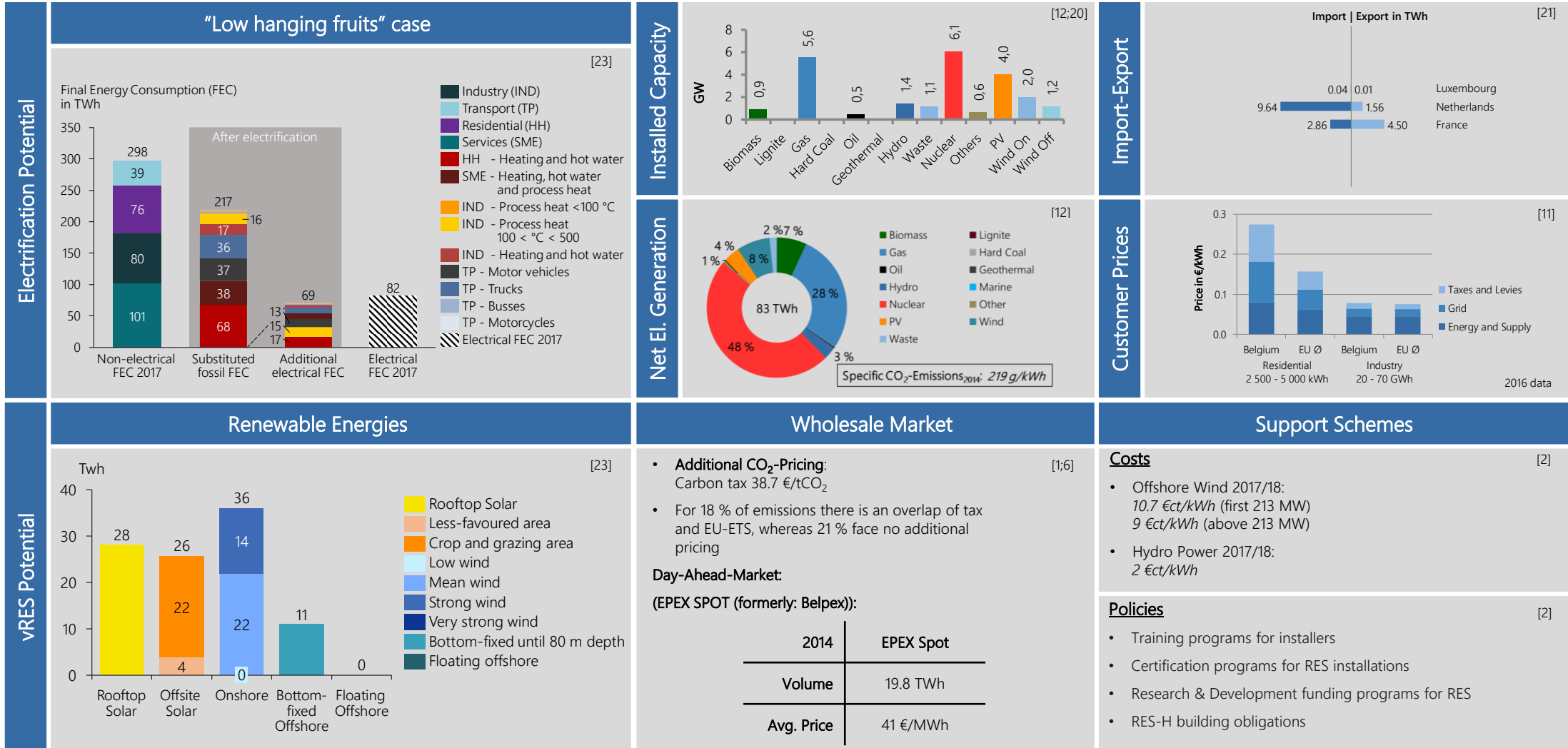
Energy Country Profile Belgium

Belgium at a Glance



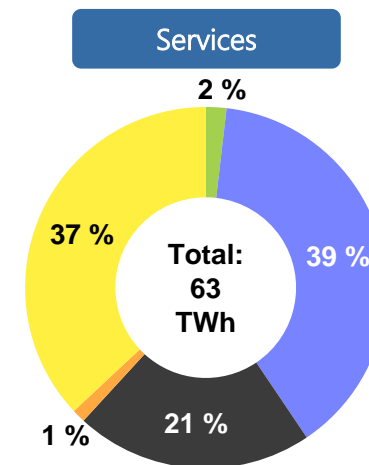
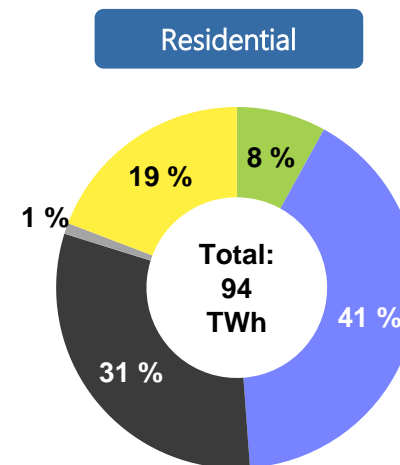
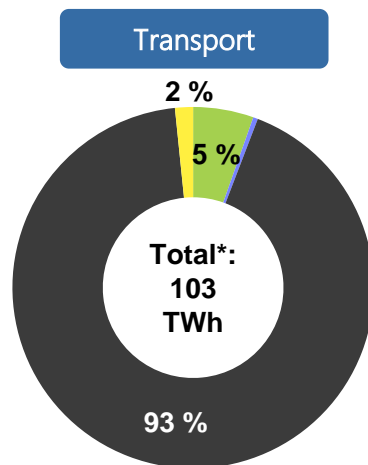
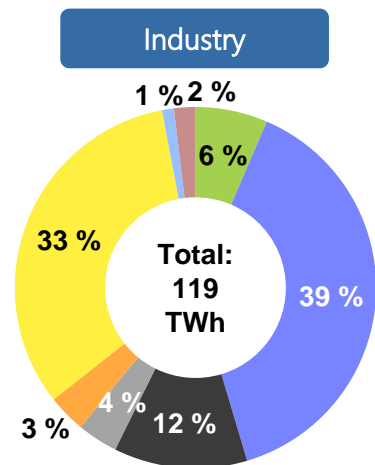
All evaluations based on the year 2017 if not mentioned otherwise.

Belgium's Electricity Sector

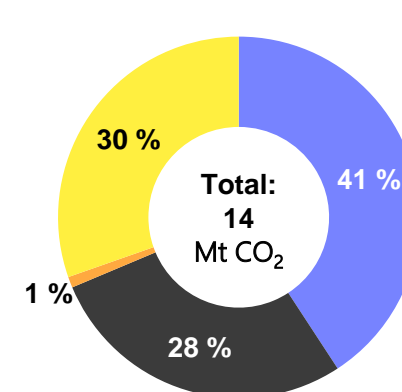
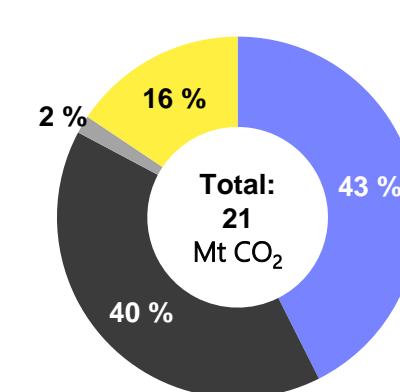
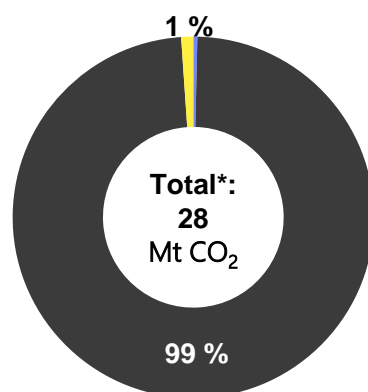
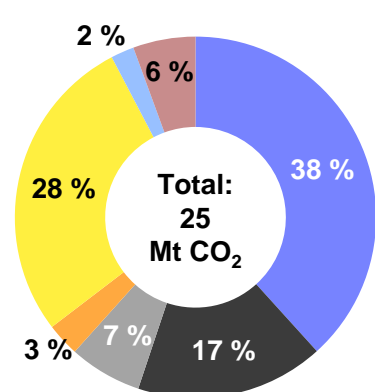


Belgium's Energy Consumption & Emissions by Sectors and Energy Carriers - 2017

Final Energy Consumption



CO₂ - Emissions



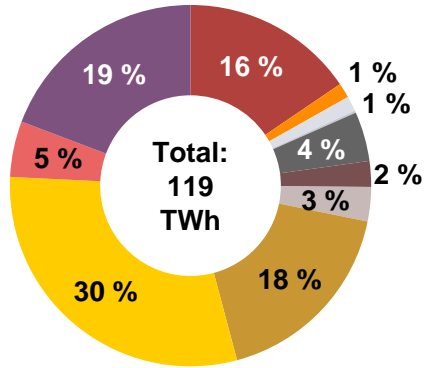
Hard Coal
 Oil (total)
 Gas
 Total Renewables
 Waste (non. ren.)
 Derived Heat
 Electricity
 Other Fossil Fuels

*excluding international aviation

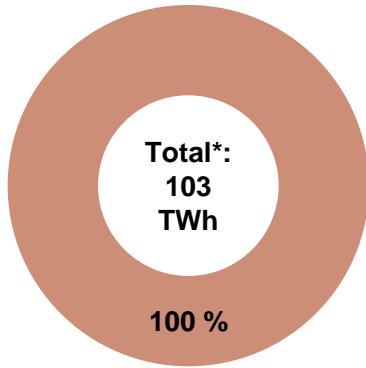
Belgium's Energy Consumption & Emissions by Application & Sector - 2017

Final Energy Consumption

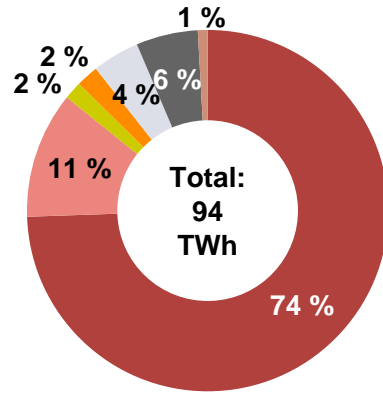
Industry



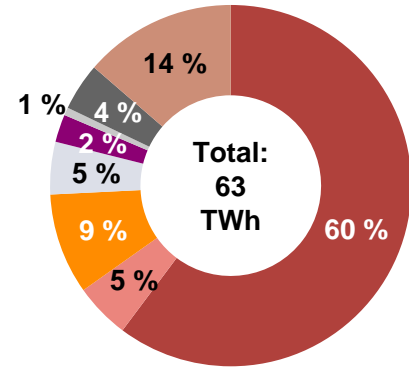
Transport



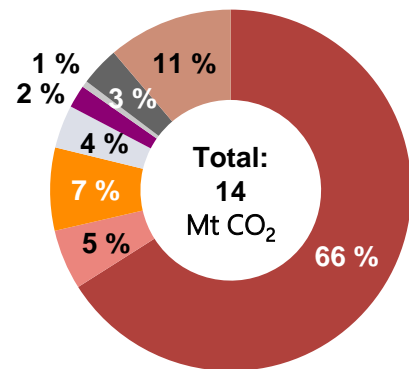
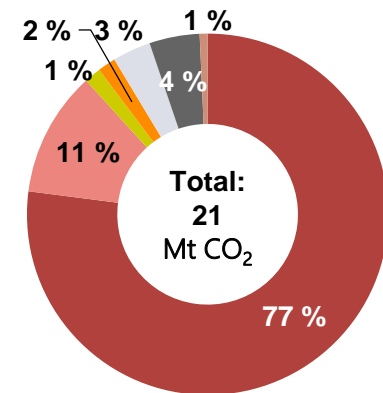
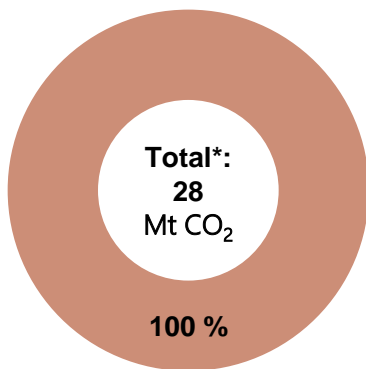
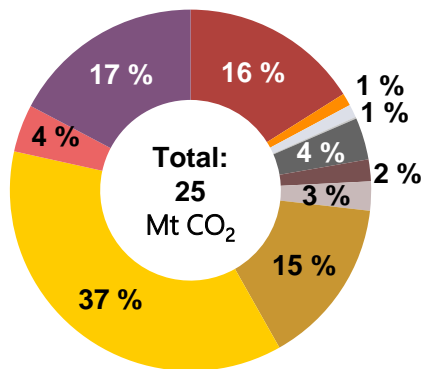
Residential



Services



CO₂ - Emissions



- Space Heating
- Process Heat 100 - 500 °C
- Process Heating < 100 °C
- Other Process Cold
- ICT
- Process Heating
- Cooking
- Pumps
- Warm Water
- Process Heat > 500 °C
- Other Mechanical Energy
- Mechanical Energy
- Lighting
- Compressed Air
- Climate Cold

*excluding international aviation

Belgium: Sources

Institutions

Ministry for Energy, Environment and Sustainable Development		http://www.marghem.be
TSO	Elia	http://www.elia.be/en
Regulators	Comission for Electricity and Gas Regulation (CREG)	http://www.creg.be/en
	Walloon Energy Comission (CWaPE)	https://www.cwape.be/
	Brussels Gas and Electricity (BRUGEL)	https://www.brugel.brussels/
	Flemish Electricity and Gas Regulator (VREG)	http://www.vreg.be/en

Sources

- [1] IEA (International Energy Agency) 2016, Energy Policies of IEA countries, Belgium Review 2016, http://www.iea.org/publications/freepublications/publication/Energy_Policies_of_IEA_Countries_Belgium_2016_Review.pdf
- [2] Res legal, 2018, <http://www.res-legal.eu/search-by-country/belgium/>
- [3] Elia, 2018, <http://www.elia.be/~media/files/Elia/publications-2/Rapports/Elia-view-on-Belgium-Energy-Vision-for-2050-EN.pdf>
- [4] Deloitte, Belgium Energy Market Reform in Europe 2020, https://www2.deloitte.com/content/dam/Deloitte/fr/Documents/energie-et-ressources/Publications/deloitte_BE_Energy-market-reform-in%20Europe_mars-2015.pdf
- [5] World Development Indicators, The World Bank, <https://data.worldbank.org/>
- [6] OECD: Environmentally related taxes, 2016, <https://www.oecd.org/tax/tax-policy/environmental-tax-profile-belgium.pdf>
- [7] European Environment Agency <https://www.eea.europa.eu/publications/trends-and-projections-in-europe-2018-climate-and-energy>
- [8] National Flag, <http://www.nationalflaggen.de/flaggen-europa.html>
- [9] UNFCCC GHG Data, http://di.unfccc.int/ghg_profile_annex1
- [10] Eurostat, http://ec.europa.eu/eurostat/statistics-explained/images/b/b7/Table_2-Share_of_energy_from_renewable_sources_in_gross_final_consumption_of_energy_2004-2016.png
- [11] Eurostat Database, <http://ec.europa.eu/eurostat/de/data/database>
- [12] International Renewable Energy Agency, <https://www.irena.org/statistics>
- [13] European Commission - Eurostat, 2017, Energy statistics - supply, transformation and consumption: Complete energy balances - annual data - nrg_110a: http://appsso.eurostat.ec.europa.eu/nui/show.do?dataset=nrg_110a&lang=en
- [14] European Commission - Eurostat, 2017, Energy consumption in households: http://ec.europa.eu/eurostat/statistics-explained/index.php/Energy_consumption_in_households
- [15] AG Energiebilanzen e.V., 2018, Energiebilanz der Bundesrepublik Deutschland 2016
- [16] TEP Energy GmbH (TEP), University Utrecht ARMINES, 2017, Deliverable 3.1: Profile of heating and cooling demand in 2015: <http://www.heatroadmap.eu/output.php> Karlsruhe: Fraunhofer Institute for Systems and Innovation Research (ISI)
- [17] Fraunhofer Institute for Systems and Innovation Research (ISI), Fraunhofer Institute for Solar Energy Systems (ISE), Institute for Resource Efficiency and Energy Strategies GmbH (IREES), ObservERTU Wien - Energy Economics Group (EEG), TEP Energy GmbH (TEP), European Commission (EC), 2016, Mapping and analyses of the current and future (2020 - 2030) heating/cooling fuel deployment (fossil/renewables) - Work package 1: Final energy consumption for the year 2012
- [18] Institute for Global Environmental Strategies, 2006. IPCC Guidelines for National Greenhouse Gas Inventories - Energy - Stationary Combustion
- [19] Fleiter, Tobias et al.: Mapping and analyses of the current and future (2020 - 2030) heating/cooling fuel deployment (fossil/renewables) - Work package 2: Data Annex 2 Industrial processes for publication
- [20] S&P Global, <https://www.spglobal.com/platts/en/products-services/electric-power/world-electric-power-plants-database>
- [21] ENTSO-E Transparency Platform, <https://transparency.entsoe.eu/>
- [22] European Union, <https://eur-lex.europa.eu/legal-content/DE/TXT/PDF/?uri=CELEX:32018R0842>
- [23] Own Calculation, www.ffe.de/xos/laendersteckbriefe/methodik

Main Studies

- **Belgium 2016 Review** (International Energy Agency), http://www.iea.org/publications/freepublications/publication/Energy_Policies_of_IEA_Countries_Belgium_2016_Review.pdf
- **2030 Climate and Energy Framework for Belgium** (Federal Planning Bureau) https://www.plan.be/admin/uploaded/201504270958240.WP_1503_10941.pdf
- **Belgium's Energy Vision for 2050** (Electricity Transmission System Operator) <http://www.elia.be/~media/files/Elia/publications-2/Rapports/Elia-view-on-Belgium-Energy-Vision-for-2050-EN.pdf>

Abbreviations

RES	Renewable Energy Source
EFR	Effort Sharing Regulation
PEC	Primary Energy Consumption
GHG	Greenhouse Gases
ESD	Effort Sharing Decision
EU ETS	European Union Emissions Trading System
EL	Electricity
EU	European Union
TSO	Transmission System Operator